

IV. Cautions.



Don't expose scale to moisture



Don't drop or mistreat the scale.



Don't immerse the scale in water



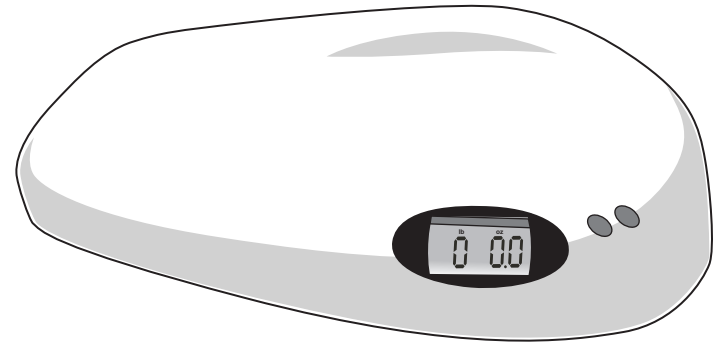
Don't overload the scale. This will permanently damage it!



Don't leave weight on the scale when not in use.



Replace batteries when the scale displays "  "



Digital Scale

User Manual

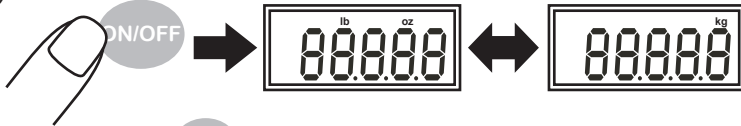
I. Operation

(1)



Press "ON/OFF" to turn on the scale.

(2)



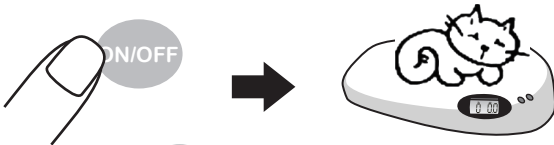
Press "ON/OFF" to select the desired weighing unit (kg, lb:oz, oz) **before the display shows 0.00**

(3)



When the LCD displays "▲", place the clothes you will be weighing your cat in on the scale.

(4)



Press "ON/OFF" quickly to zero the scale out with the clothes on the scale. Now place your cat on the scale with the clothes

(5)




Wait for a few seconds. The weight will display on the LCD. You can now take your cat off the scale. The scale will auto-off after 30 seconds of no use.

II. Tare

This scale has a built in tare feature to zero the scale out with something on the scale

(1)



Press "Tare" to zero the scale out with something on the scale

III. Specifications

1. **Capacity:** 44lb / 20kg

2. **Min Capacity:** 30g

3. **Graduation:** 0.1oz / 10g

4. **Units:** kg, lb:oz, oz

5. **Over-load:** "O-Ld"

5. **Low Battery:**